






## Bases and Cabinets

<p><b>Cabinet on Casters with Brakes</b> Options: heated or unheated Models: MF975, MF1375, GF975, GF1375 Finish: Stainless steel, black enamel w/ chrome trim, black enamel w/ brass trim (LUX version) <i>Various color options upon request</i></p>	
<p><b>Cabinet on Casters with Brakes &amp; Drawers</b> Options: heated or unheated Models: MF975, MF1375, GF975, GF1375 Finish: Stainless steel, black enamel w/ chrome trim, black enamel w/ brass trim (LUX version) <i>Various color options upon request</i></p>	
<p><b>Stand on Casters with Brakes</b> Models: GF975, GF1375 Finish: Stainless steel</p>	

## Roofs

<p><b>Removable Protective Roof</b> Models: GF975, GF1375 Finish: Stainless steel, black enamel w/ chrome trim, black enamel w/ brass trim (LUX version) <i>Various color options upon request</i></p>	
<p><b>Removable Protective Roof</b> Models: GF975, GF1375 Finish: Stainless steel or enamel <i>Various color options upon request</i></p>	
<p><b>Removable Protective Roof with Illuminated Sign</b> Models: GF975, GF1375 Finish: All Stainless steel or enamel <i>Various color options upon request</i></p>	